

Risk taking and health issues amongst people who inject drugs nationally in 2009



Ms Joanne Cassar
National Drug and Alcohol Research
Centre
University of New South Wales
Funded by the Australian Government
Department of Health and Ageing

Acknowledgements

- IDRS participants
- Researchers across the country
- Previous and current national coordinators:
Courtney Breen, Libby Topp, Rebecca McKetin,
Jennifer Stafford, Susannah O'Brien, Emma Black and
Natasha Sindicich

Risk taking

- Overdose
- Needle sharing
- Driving
- Gambling
- Crime
- Aggression



Health Issues

- Physical health problems
 - Injecting related health issues
 - Dental health
 - Chronic physical conditions

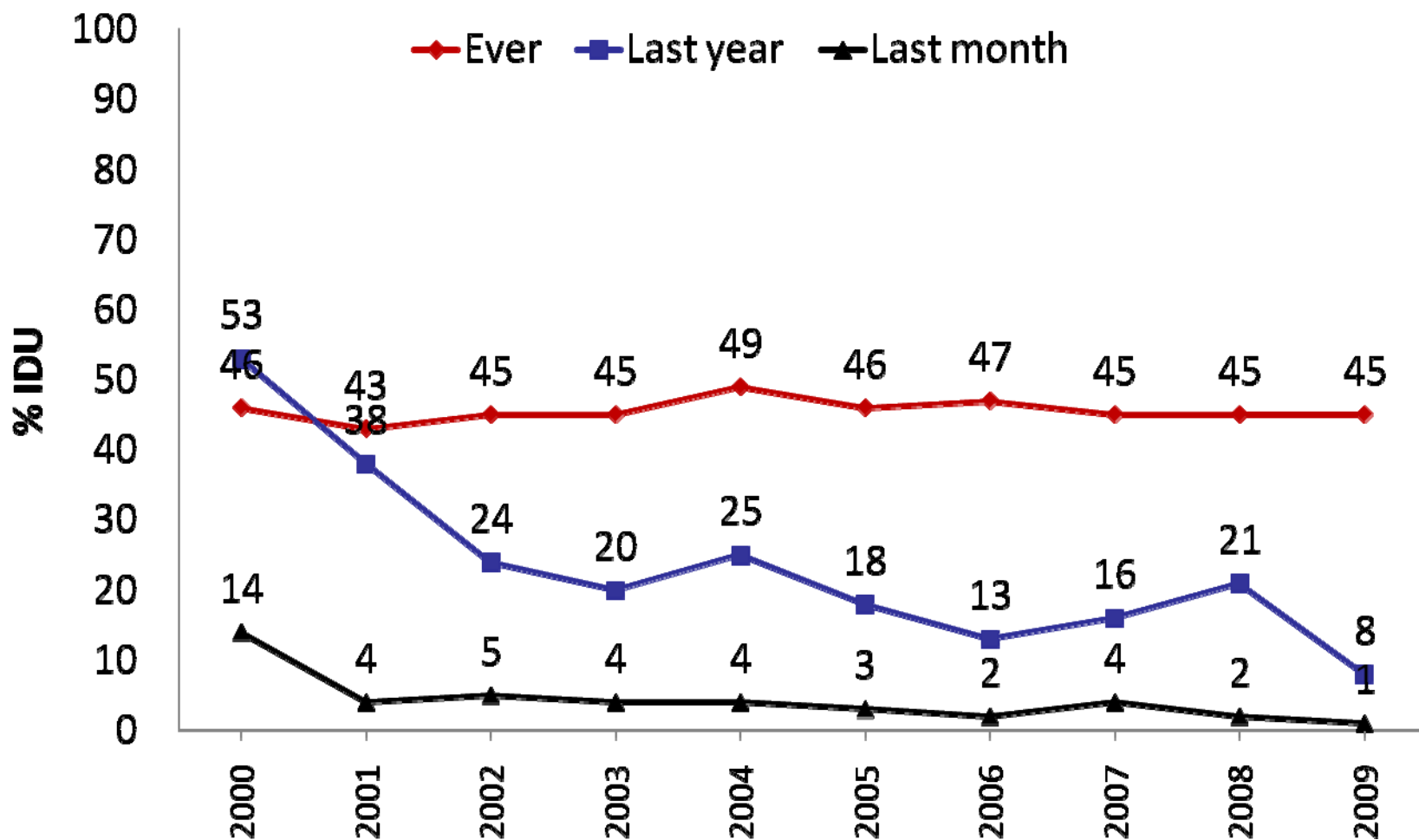


Health Issues

- Mental health problems
 - Kessler Psychological Distress Scale (K10)
 - Personal Wellbeing Index (PWI)
 - Mental health



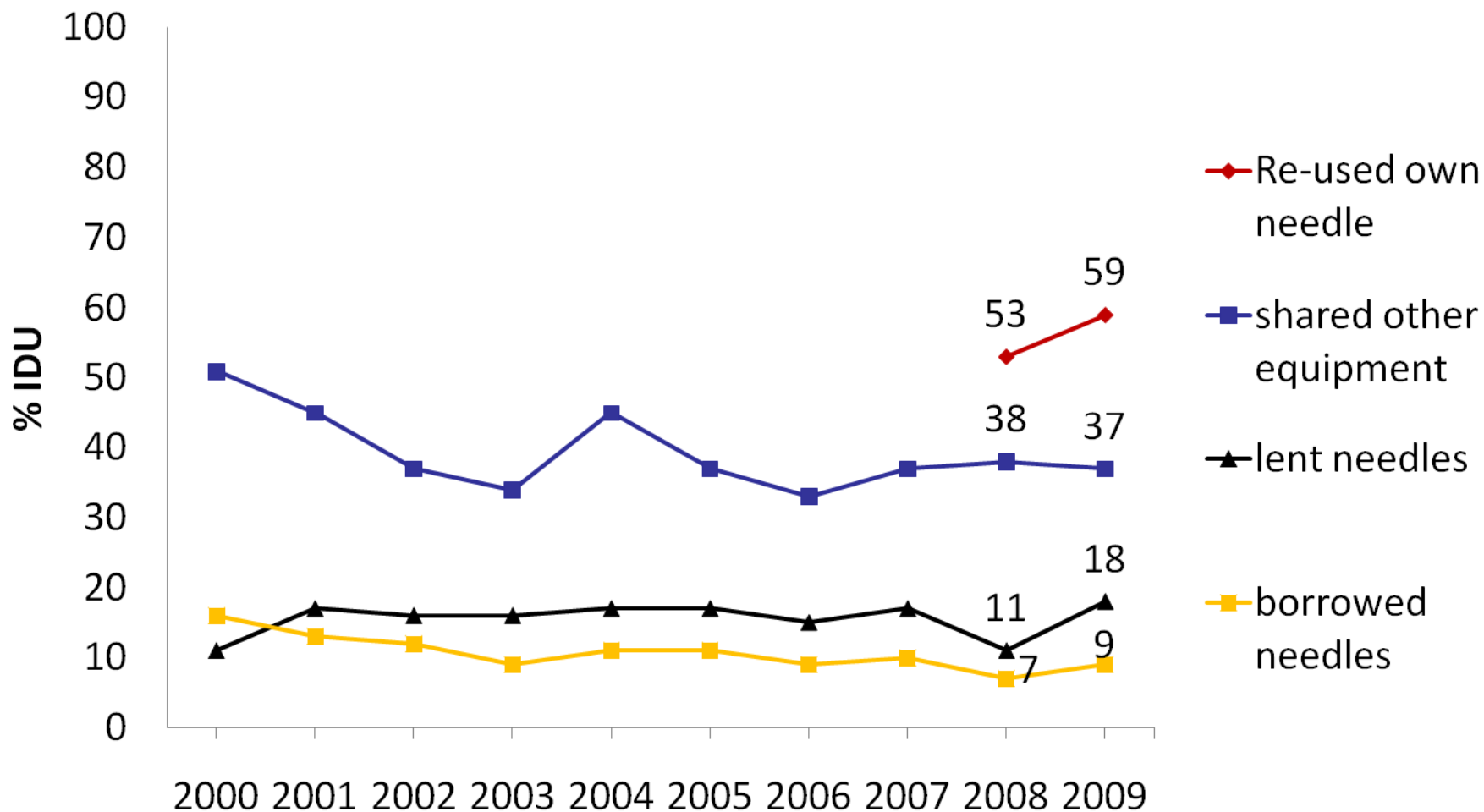
Heroin overdose*



Source: IDU interviews 2000-2009

* Among those who reported ever using heroin

Sharing of injection equipment



Source: IDU interviews 2000-2009

Driving Risk behaviour

	N=881
Driven a car in the last 6 months %	52
Driven soon after taking an illicit drug %*	(n=314) 68
Drug taken %	
Cannabis	53
Heroin	47
Speed	26
Morphine	25
Benzodiazepine	17
Methadone	17
Cocaine	4

Source: IDU interviews 2009

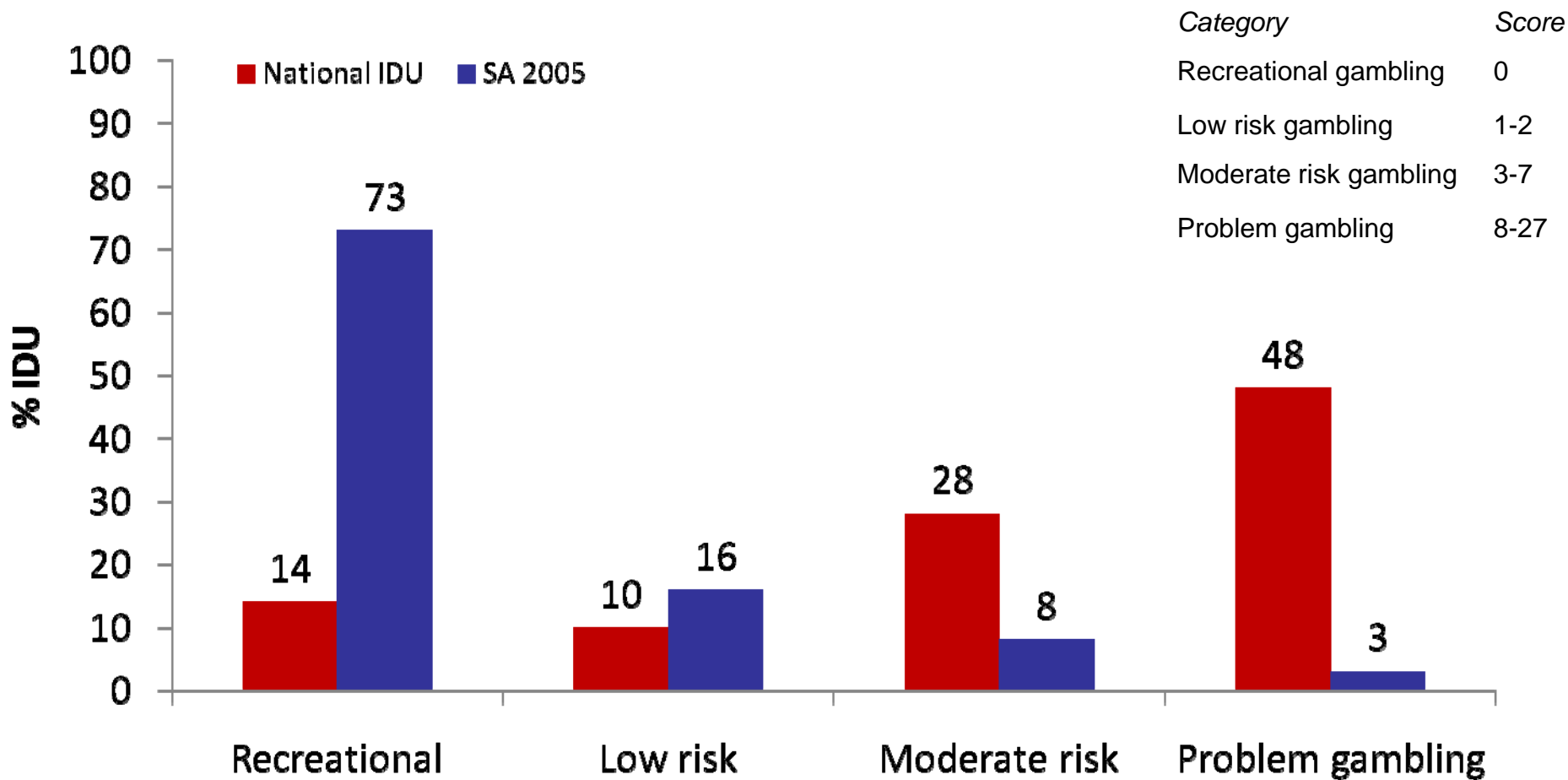
* Within one hour of taking an illicit drug

Gambling

	N=769
Gambled last 30 days (%)	32
Usual form of gambling (%) -	
Poker machines	75
Horse/dog racing	20
Casino	11
Other	14
Last form of gambling (%) -	
Poker machines	69
Horse/dog racing	13
Casino	6
Other	11
Median days gambled in the last month (days)	3
Under the influence of alcohol last time gambled (%)	30
Under the influence of illicit drugs last time gambled (%)	74
Median spend last time gambled (\$)	\$30

Source: IDU interviews 2009

Problem Gambling Severity Index (PGSI)



Source: IDU interviews 2009; Gambling Prevalence in South Australia, 2005

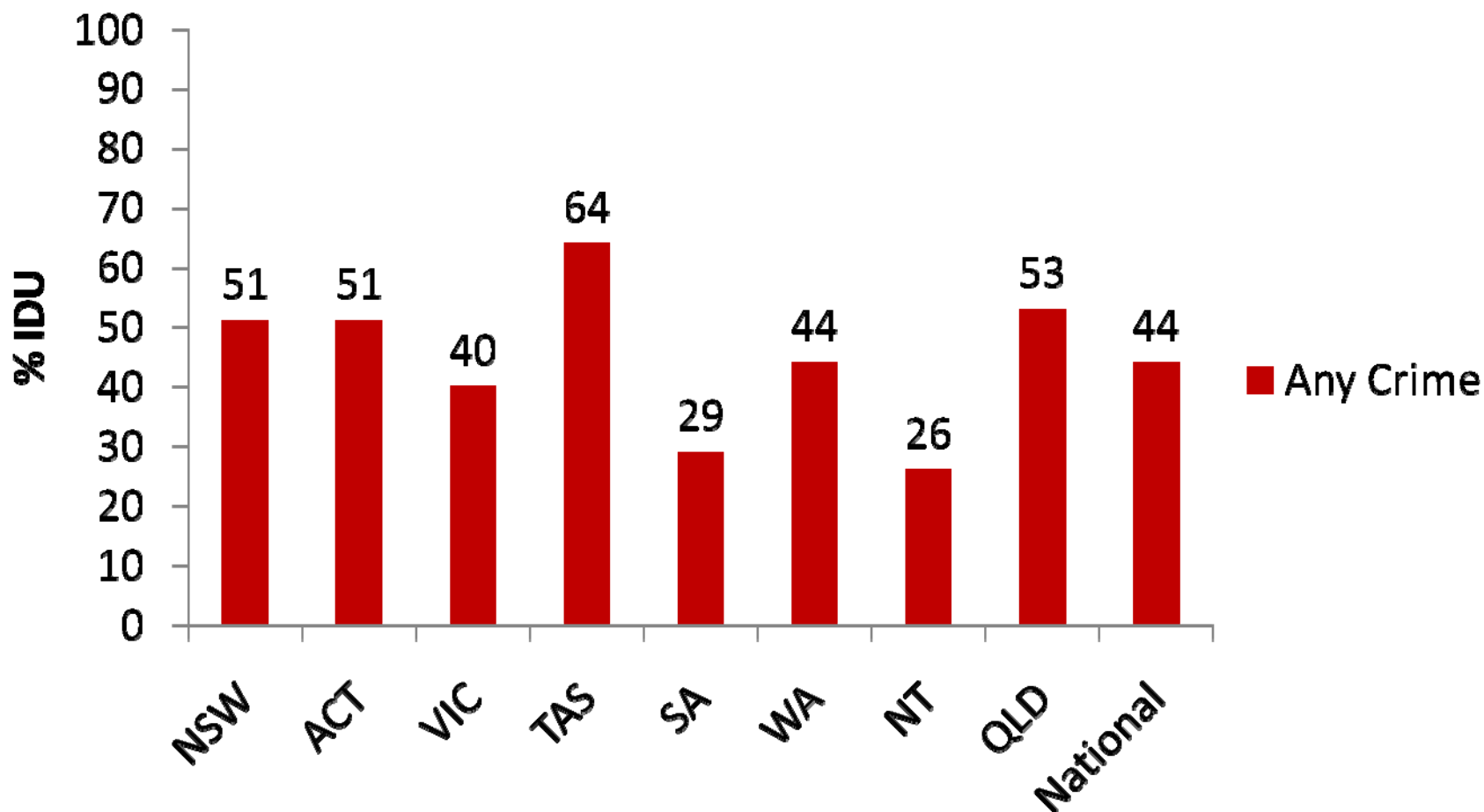
Criminal activity

N=881	
Any crime:	44%
Drug dealing	29%
Property crime	23%
Violent crime	6%
Fraud	4%
Arrested in previous 12 months	36%
Previously been in prison	53%
Injected whilst in prison*	42%

Source: IDU interviews 2009

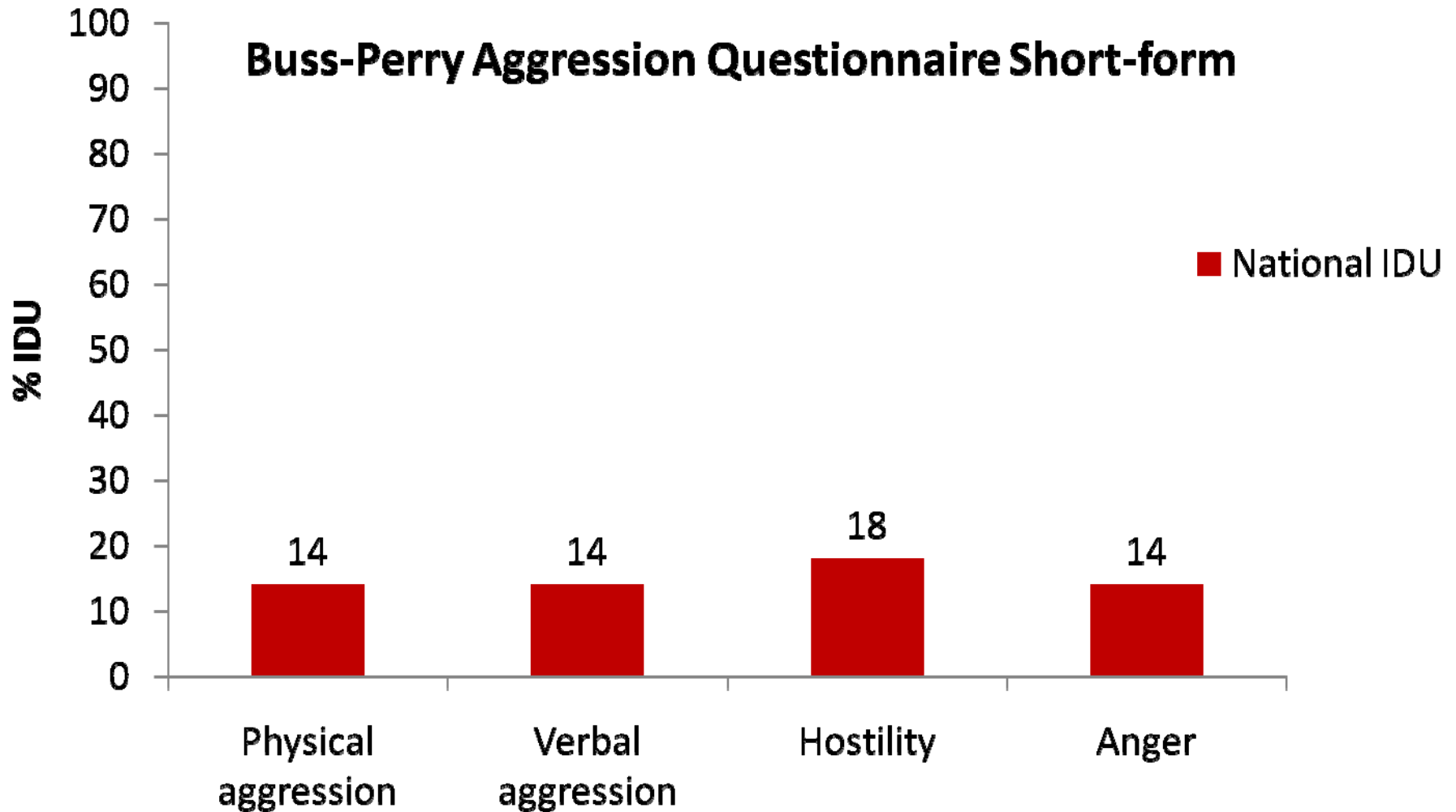
* Of those who had previously been in prison

Any Crime committed in the last month



Source: IDU interviews 2009

Aggression



Source: IDU interviews 2009

Injection related physical health problems

In the last month	N= 881
Prominent scarring or bruising %	51
Difficulty injecting %	42
Dirty hit (made feel sick) %	18
Abscesses/ infections from injecting %	8
Thrombosis/ blood clots %	6

Source: IDU interviews 2009

Dental health

- Number of times visited a dentist in the last 12 months:

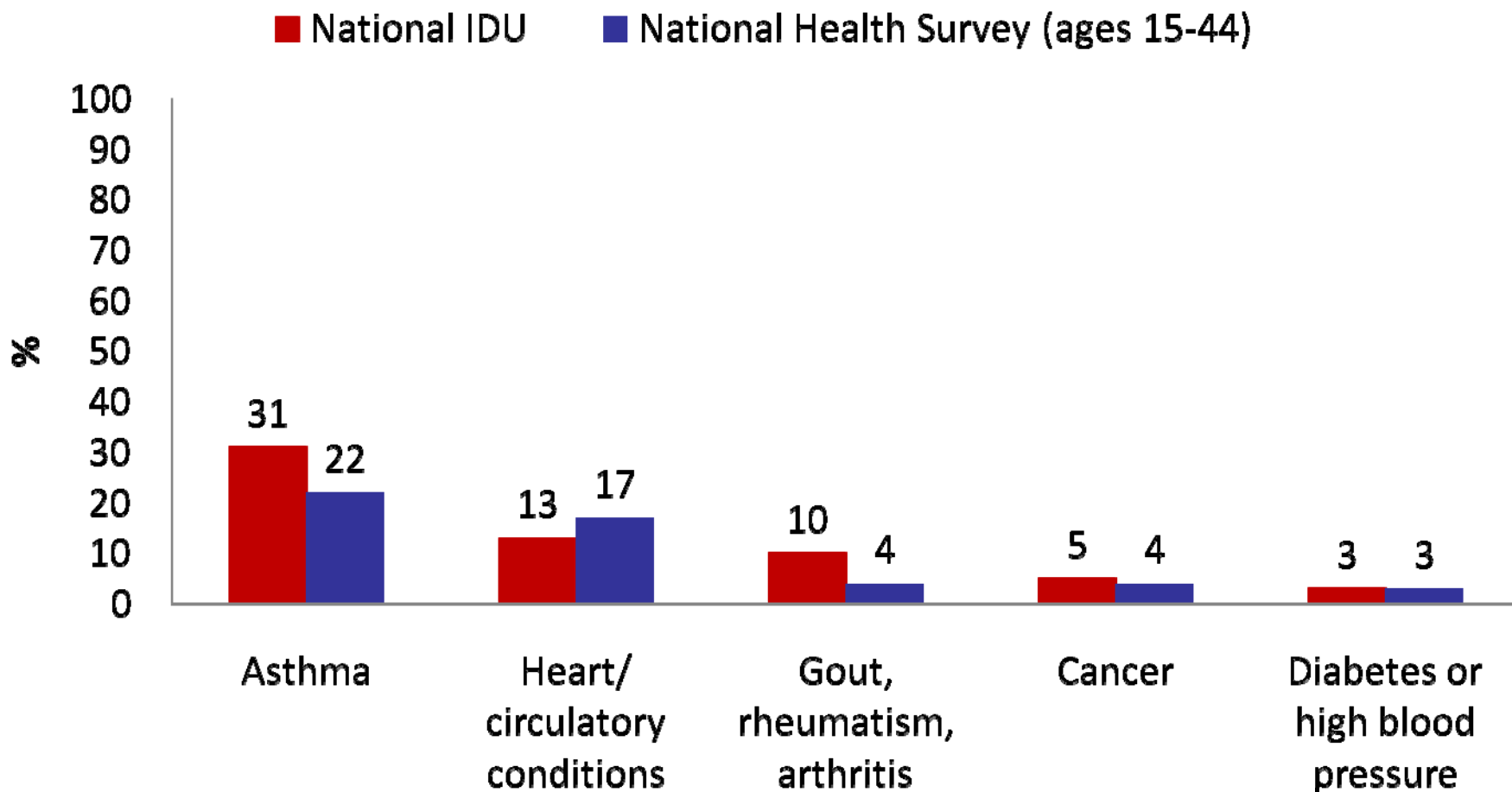
Median=1 range= 0 to 24 times

- Median number of adult teeth lost= 4
- 41%* paid for their last dental visit
- Reason for last visit: 47%* for extraction, 28% for fillings, 21%* for check up and 9% for relief of pain

Source: IDU interviews 2009

* Of those who had been to the dentist in the last 12 months

Chronic Physical Conditions: ages 15-44



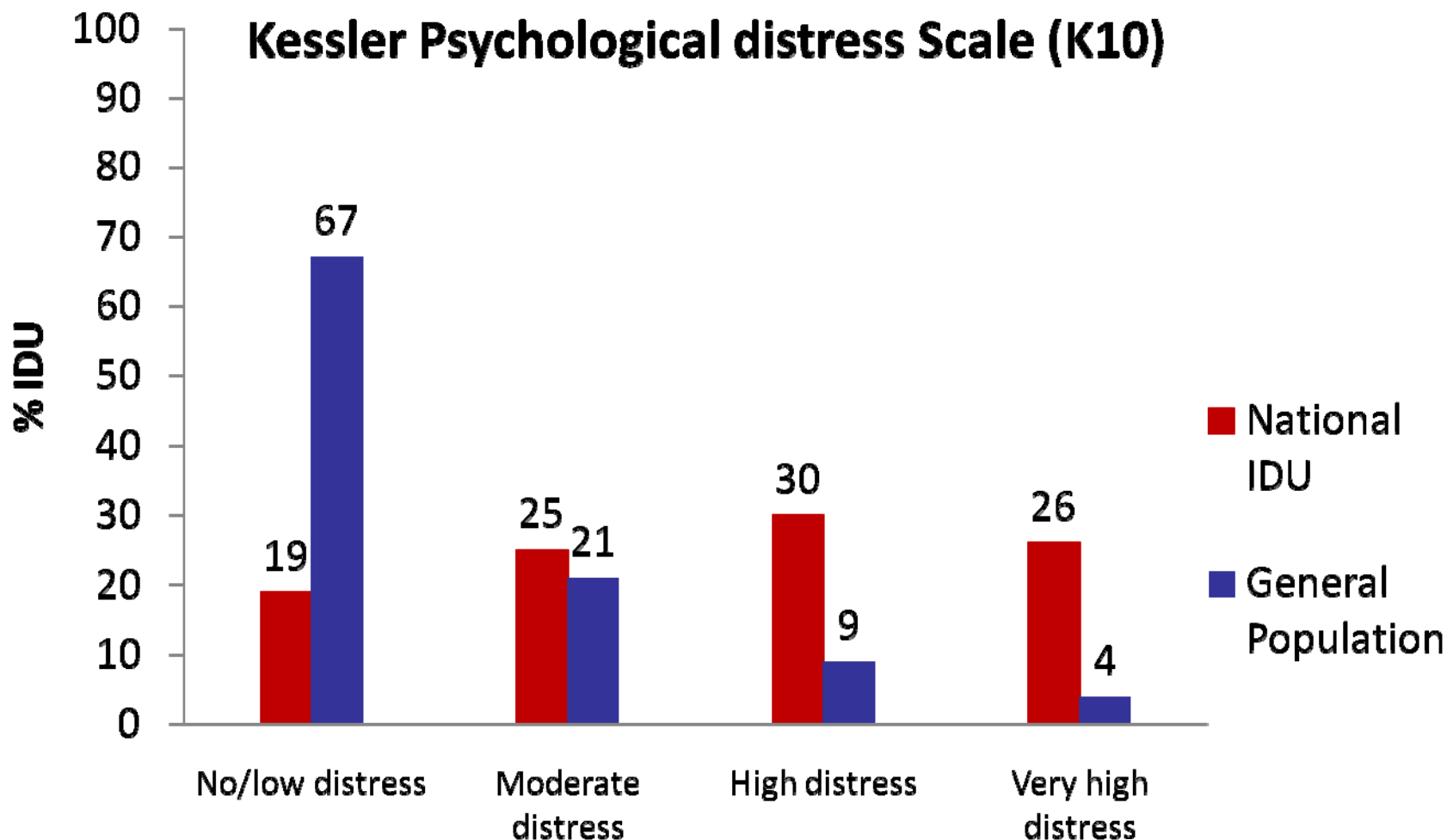
Source: IDU interviews 2009; ABS 2009

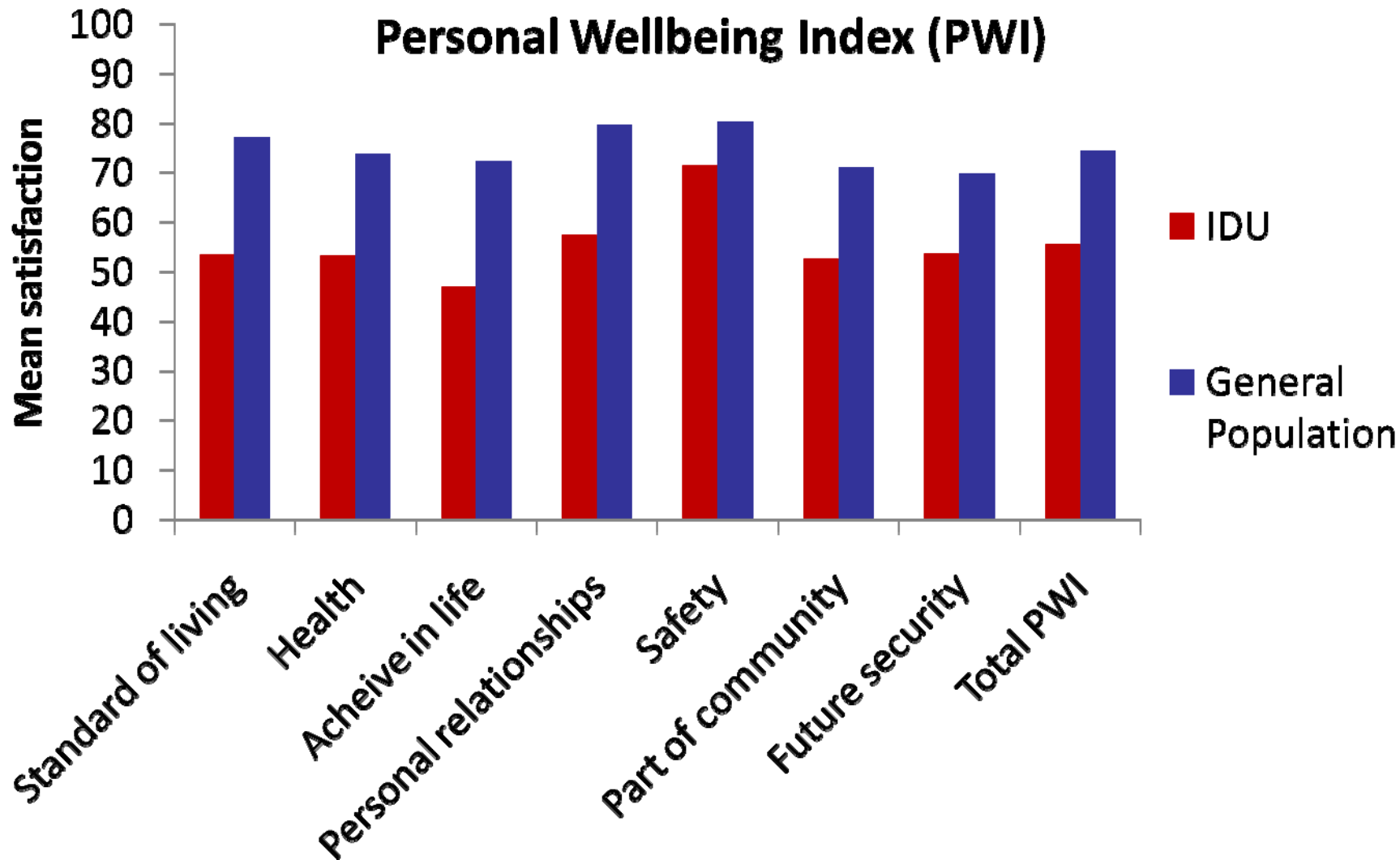
Chronic Physical Conditions: ages 15-44

Condition	Median age of diagnosis (years) (N=714)	Treatment in the last 12 months (%) (N=714)
Asthma (n=219)	10	56
Cancer (n=36)	27	46
Heart or circulatory condition (n=90)	26	43
Gout, rheumatism, arthritis (n=63)	27	50
Diabetes or high blood sugar levels (n=18)	29	57

Source: IDU interviews 2009

Mental health







Source: IDU interviews 2009, Cummins et al., 2007

Self reported mental health problems

	2008 N=909	2009 N=881
Self reported mental health problem(s) (%)	43	44
Problem*	N=385	N=386
Depression (%)	75	71
Anxiety (%)	43	39
Panic (%)	10	8
Paranoia (%)	10	7
Schizophrenia (%)	10	10
Drug induced psychosis (%)	5	5

* Among those who reported a recent mental health problem

Summary

- Recent heroin overdose 
- Sharing of needles 
- 2/3rds of drivers had used illicit drugs < 1 hour before driving
- Hostility was the most commonly endorsed category of aggression on the BPAQ

Summary cont.

- Scarring/bruising was the most common injection related health problem
- Asthma was the most commonly reported chronic health condition
- IDU reported lower levels of life satisfaction on the PWI than the general population

References

- Cummins, R. A., Woerner, J., Gibson, A., Lai, L., Weinberg, M. & Collard, J. (2007). Australian Unity Wellbeing Index Survey 20 Report 20.0 October 2008. Part A: The Report. The Wellbeing of Australians – Money, debt and loneliness. Melbourne: The School of Psychology, Deakin University, Australian Centre on Quality of Life.
- Taylor, A., Gill, T., Head, L., Pugh, L., Starr, G., Rogers, N., Tiss, Y., Chappell, R., Walter, C. & Delfabbro, P. (2006) Gambling prevalence in South Australia: October to December 2005. Adelaide: South Australian Department for Families and Communities.

Contact details:

Joanne Cassar

02 93850397

j.cassar@unsw.edu.au