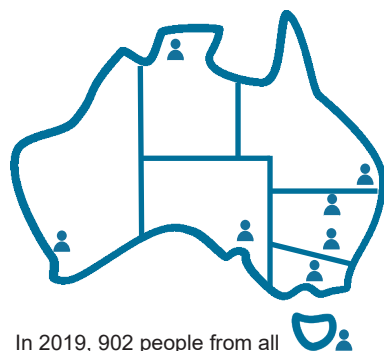
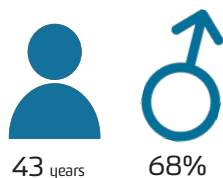


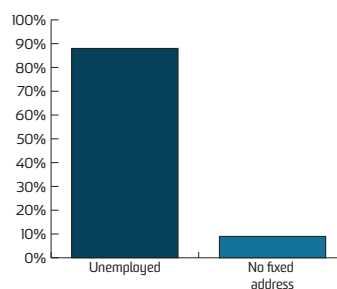
2019 SAMPLE CHARACTERISTICS



In 2019, 902 people from all Australian capital cities participated in IDRS interviews.



The mean age in 2019 was 43 (range = 18 - 72), and 68% identified as male.

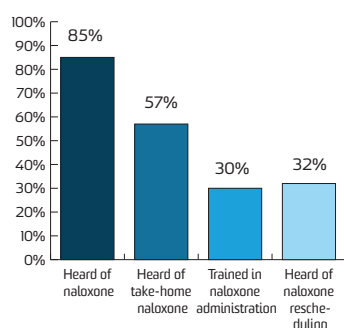


In the 2019 sample, 88% were unemployed and 9% had no fixed address.

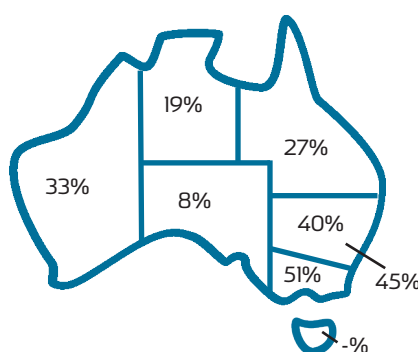
- ✓ Injected heroin
- ✓ Injected methamphetamine
- ✓ Injected other

Participants were recruited on the basis that they had injected drugs at least monthly in the previous 6 months.

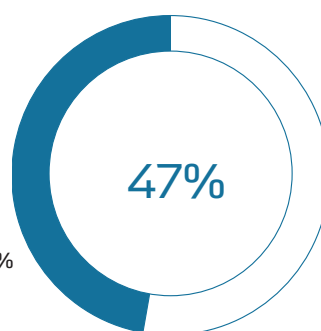
NALOXONE



IDRS participant's knowledge of the take home naloxone programme, nationally.



People that have been trained in naloxone administration, by jurisdiction.

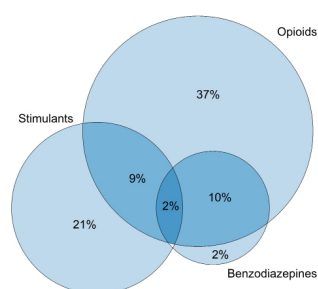


Of those who had completed naloxone training, 47% had used naloxone to resuscitate someone who had overdosed.



In the IDRS sample, 4% said they had been resuscitated with naloxone by someone who had been trained through the take home program.

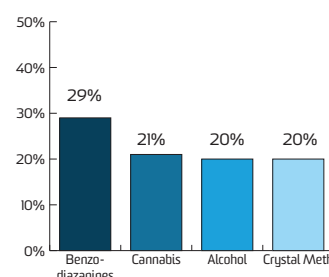
OTHER HARMS AND HELP SEEKING



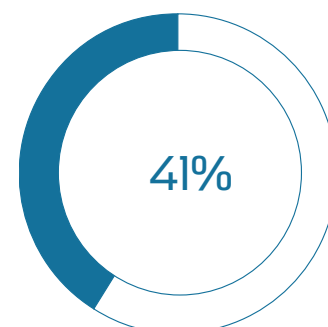
In the 2019 IDRS sample, 81% had used opioids, stimulants and/or benzodiazepines on the day before interview.



In the 2019 sample, non-fatal overdose in the previous 12 months remained stable (21%, 20% in 2018).

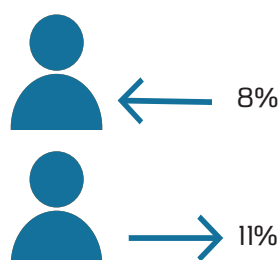


Of people who had overdosed on heroin in the previous 12 months (12% of total sample), substances most often involved in most recent overdose.

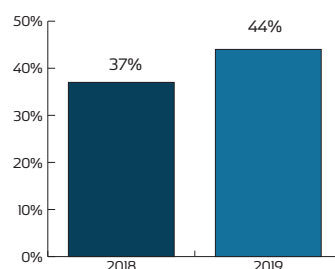


Two fifths of the sample (41%) reported that they were currently in drug treatment.

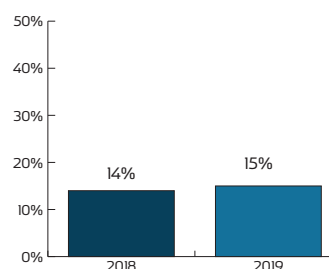
INJECTING RELATED RISKS AND HARMS



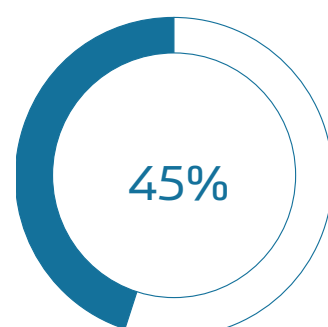
In 2019, 8% of the IDRS sample reported receptive needle sharing, and 11% reported distributive needle sharing.



In 2019 there was a significant increase in the number of people who re-used their own needles (44% vs 37% in 2018).



The percentage reporting last injecting in a public place remained stable in 2019.



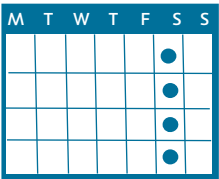
In 2019, almost half (45%) of the national sample reported having an injection-related health issue in the month preceding interview.

HEROIN

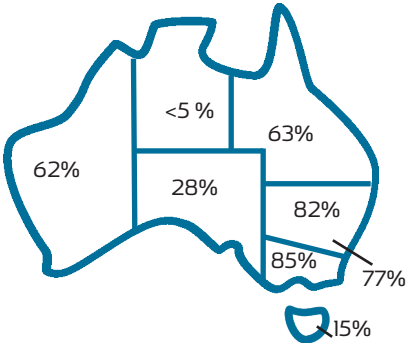


Past 6 month use of heroin remained stable at 55% in the 2019 IDRS sample (54% 2018).

78%



Of those who had recently consumed heroin, almost 4 in 5 used it weekly.



The percentage reporting heroin use in the past six months varied substantially by jurisdiction.

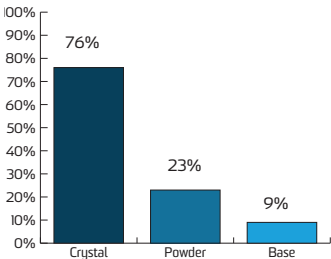
2018	Heroin	2019
89%		89%

Of those who could comment 89% perceived heroin to be 'easy' or 'very easy' to obtain in 2019

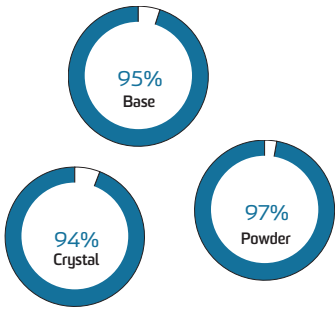
METHAMPHETAMINE



Past 6 month use of any methamphetamine was stable at 78% of the 2019 IDRS sample (77% in 2018).



Of the entire sample, 23% had recently consumed powder, and 76% crystal methamphetamine.

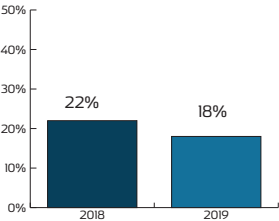


Injection was the main route of administration for powder (94%), crystal (97%) and base (95%) among those who had consumed each form.

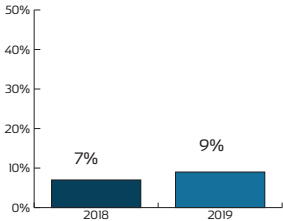
2018		2019
94%	Crystal	95%
80%	Powder	77%
69%	Base	67%

Of those who could comment 95% perceived crystal methamphetamine to be 'easy' or 'very easy' to obtain in 2019.

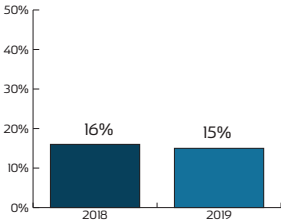
PHARMACEUTICAL OPIOIDS



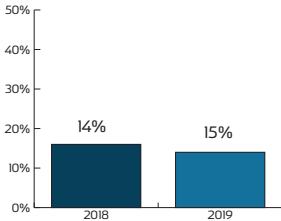
Past 6 month use of non-prescribed morphine significantly decreased from 22% in 2018 to 18% in 2019.



Past 6 month use of non-prescribed fentanyl was stable at 9% in the 2019 IDRS sample (7% in 2018).



Past 6 month use of non-prescribed methadone was stable at 15% in the 2019 IDRS sample (16% in 2018).



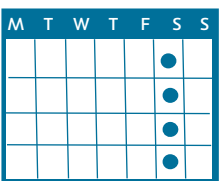
Past 6 month use of non-prescribed oxycodone was stable at 15% in the 2019 IDRS sample (14% in 2018).

CANNABIS

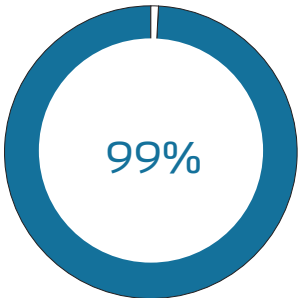


Past 6 month use of any cannabis was stable at 74% in the 2019 IDRS sample (73% in 2018).

78%



Of those who had consumed cannabis recently, almost 4 in 5 reported weekly or more frequent use.



Of people who had consumed cannabis in the last 6 months, 99% had smoked it.

2018		2019
	Hydro	
	Bush	78%

Of those who could comment high percentages perceived bush and hydro to be 'easy' or 'very easy' to obtain.