



# **DRUG TRENDS**

## **2018 Queensland Findings**



Dr Caroline Salom  
Institute for Social Science Research  
The University of Queensland



# DRUG TRENDS

Provides information about Australia's drug markets and trends in drug related harms

Enhances the evidence base for the development of policy responses and interventions

Provides a timely warning system for issues that require further monitoring

**Ecstasy &  
Related Drugs  
Reporting  
System**



**Illicit Drugs  
Reporting  
System**

Drug Trends is funded by the Australian Government Department of Health under the Drug and Alcohol Program

The work is undertaken by a collaborative group, centrally coordinated by the National Drug and Alcohol Research Centre (NDARC) at UNSW



*We also acknowledge these essential supports:*

Queensland interviewing & coordination team: Catherine, Camila, Emmie, Leith, Megan and Sean

Local recruiting support from Biala and QuIHN

## EDRS

100 regular & current  
ecstasy/psychoactive  
substance users

April - June

Brisbane, Gold Coast

Advertising & word of  
mouth

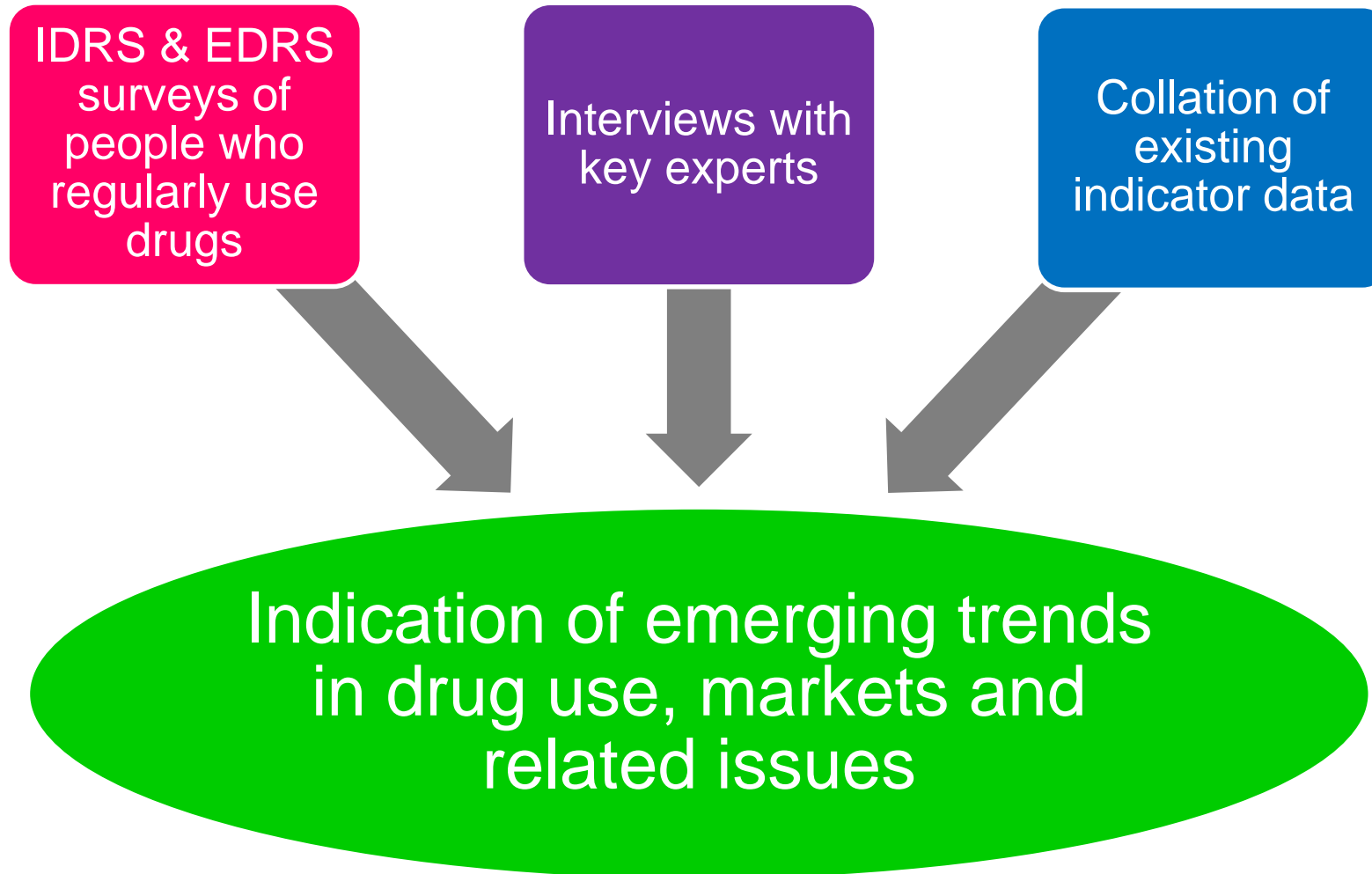
## IDRS

100 regular & current  
injectors

May - July

Brisbane, Gold Coast

Service-based & word  
of mouth



These reports cover:

- Consumption patterns - which drugs, how often, how...
- Drug markets - price, purity, availability, purchasing
- Health-related trends
- Risk behaviours - injecting, sex, driving, overdose
- Law enforcement trends
- Special topics
  - Internet purchasing
  - Hepatitis C testing and therapy
  - Discrimination

- Not 'representative' of all people or all substance users
- Information is SE QLD-focussed
- Links are cross-sectional only

### But we **do** get confidence from...

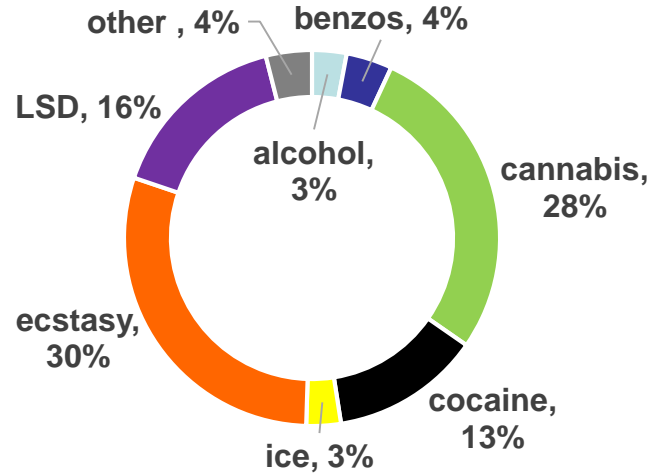
- Concordance with other states
- Triangulation with other data sources
- Time frame indicators

## Our samples are...

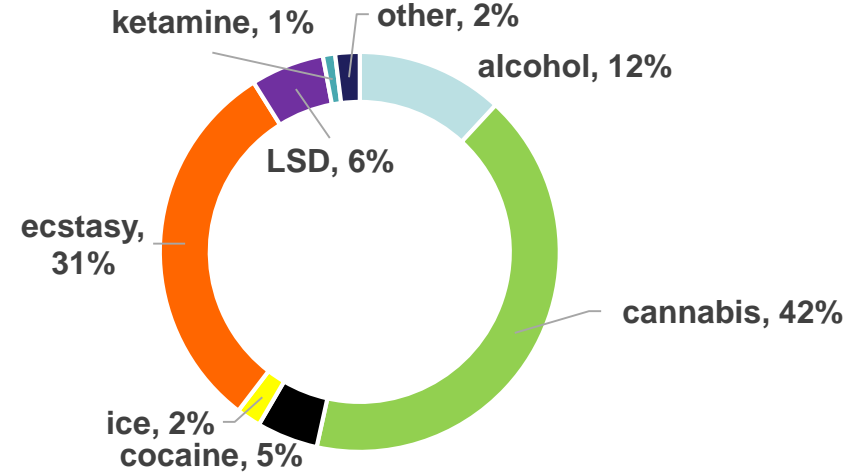
	EDRS	IDRS
Mean age (years)	21.2 (17- 46)	41.5 (20 - 62)
Most likely to be	Male, single, work/study	Male, single, unemployed
Aboriginal/Torres Strait Islander	3%	17%
Completed Year 12	82%	27%
Prison history	1%	54%
In treatment	3%	54%
Using weekly or more	41%	79%



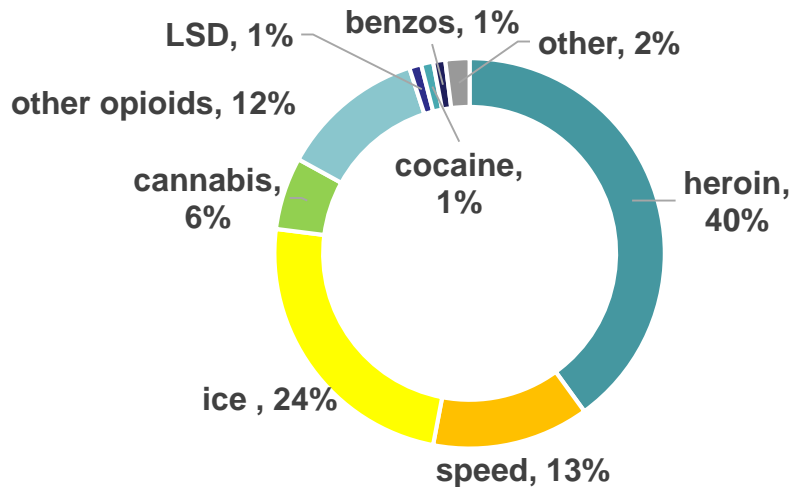
### EDRS 2018 Drug of choice



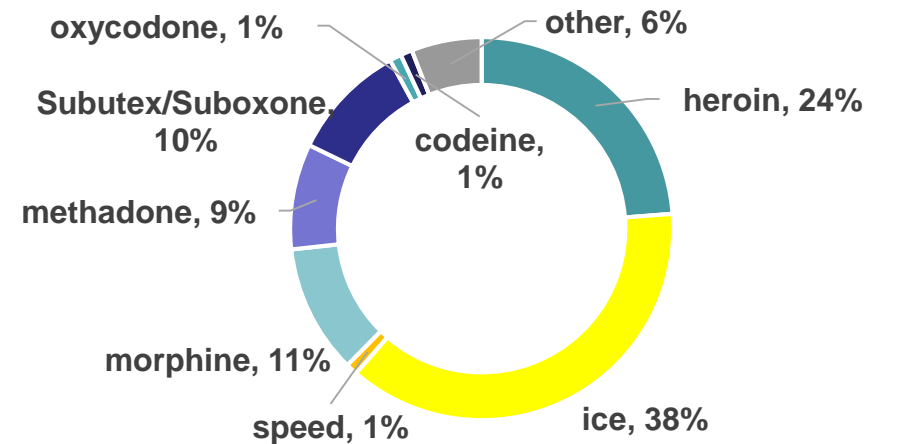
### EDRS 2018 Drug used most often



### IDRS 2018 Drug of choice



### IDRS 2018 Drug used most often





# Ecstasy

	Recent use (%)	Amount used	Swallowed (%)	Snorted (%)	Median price	Strength M/H (%)	Availability E/V (%)
MDMA - pills	<b>76</b>	2 (1-20)	74	30	\$20 (7-30)	<b>37/21</b>	32/61
- powder	27	0.2-1.0 g	16	21	\$70-75/g	37/25	40/23
- capsules	72	2 (1-7)	70	10	\$20 (10-30)	34/38	53/30
- crystal	66	0.1-1.0 g	61	28	\$160-170/g	34/54	52/23
Cocaine	<b>60</b>	0.3-1.0g	6	59	\$300-320/g	35/24	<b>46/13</b>
Methamphetamine (crystal)	<b>12</b>	0.1g	3	1 (smoked 9)	\$50/p \$270/g	27/55	27/55

Poly-substance use: MDMA+ cannabis, tobacco, alcohol, LSD, cocaine

NPS use (recent): 29% (DMT, 2CB, herbal highs)

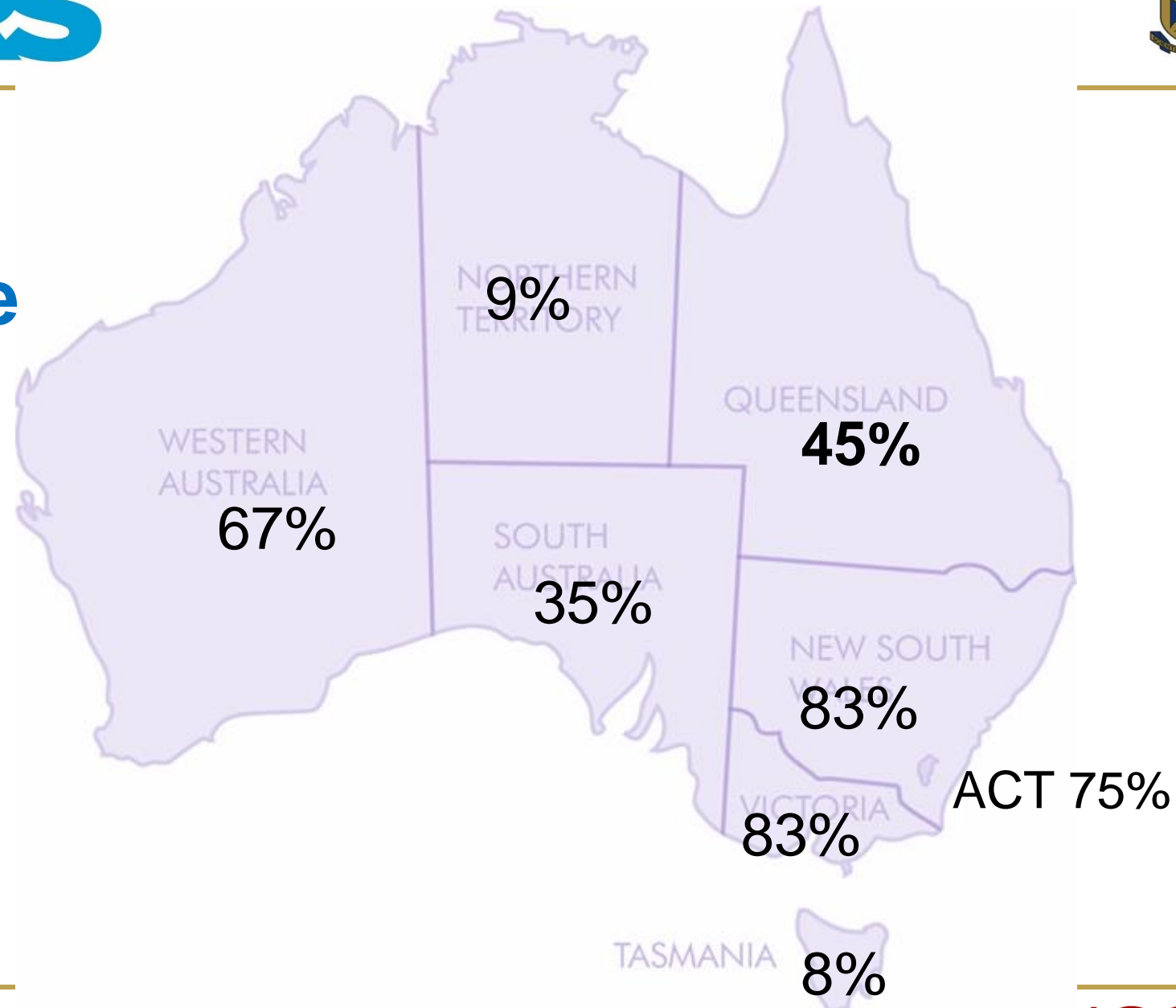
LSD	60%* ↑
Cocaine	60% ↑
Ketamine	28% ↑
Amyl nitrate	22% ↑
Nitrous oxide	57% ↑
Prescription opioids	19%*
High dose codeine	11%
Benzodiazepines	56%*
NPS	29% ↓





# Heroin

# Recent heroin use by state



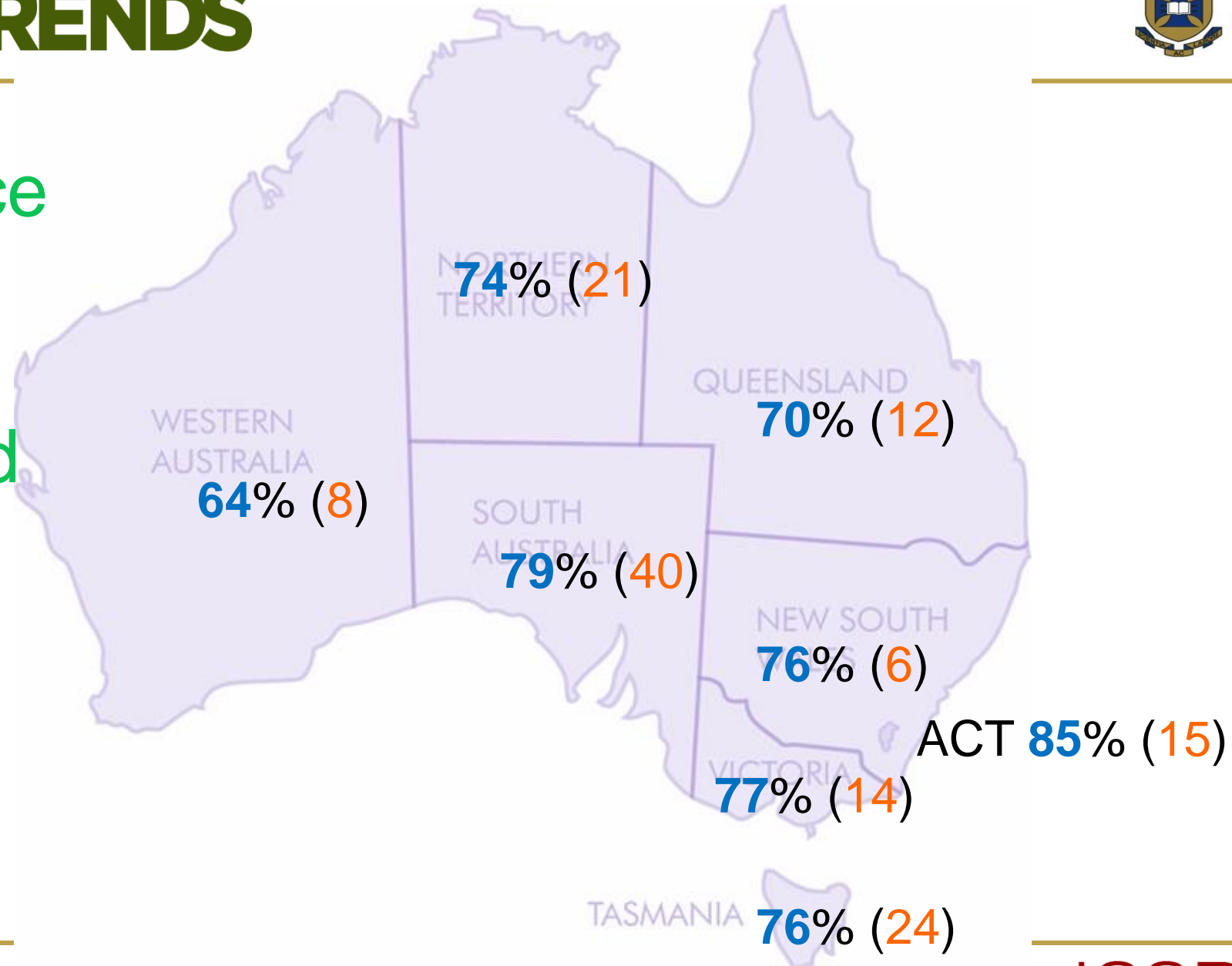
	Recent use (%)	Days used /6m	injected (%)	Median price	Strength M/H (%)	Availability E/V (%)
Heroin	<b>45</b>	24	100	\$50/400	46/4	54/24
Methadone	29 (19)	180 (3)	20	\$50/ml	-	45/9
Subutex	22	156	18	\$40/8mg	-	16/33
Suboxone	24 (19)	180	14 (18)	\$20/8mg	-	40/33
Oxycodone	23	9	19	\$50/80mg	-	50/-
Morphine	33 (30)	12	29	\$50/100mg	-	50/25
Fentanyl	1 (16)	24 (4)	16	\$100	-	-/40
Lyrica (Pregabalin)	21 (25)	180 (5)	1	-	-	-
<b>Crystal MA</b>	<b>72</b>	24	72	<b>\$50/300</b>	33/43	44/51



# Crystal Methamphetamine



## Recent ice use by state: IDRS and EDRS



	<b>EDRS</b>	<b>IDRS</b>
	%	%
Mental health problems	51	45
MH prescription	26	31
Psychological distress (K10)	41	52
K10 median	19	25
Dependence - ecstasy	6	-
Dependence - MA	4	35
Dependence - opioids	-	60
Alcohol risks (AUDIT)	24	18
Binge	37	58
Overdose - depressants	14	51

	<b>EDRS</b>	<b>IDRS</b>
	%	%
Prison history	1	54
Arrested last 12m	11	41
Involved in crime last month	52	47
Dealing	42	26
Property crime	25	31
DUI (alcohol)	14	4
DUI (other substances)	44	34

What more do **YOU** want to know about these participants (EDRS & IDRS 2018)?

What would you like to be able to **ask about next year**?

How do you want to hear from us from these results?

Survey coming – please tell us how **YOU** would like to receive and use this information.

Have any questions now?

# With enormous thanks to our participants

## Contact details

### *Queensland*

Dr Caroline Salom

[c.salom@uq.edu.au](mailto:c.salom@uq.edu.au)

[issr.uq.edu.au](http://issr.uq.edu.au)

### *National Program Lead, Drug Trends*

Dr Amy Peacock

[amy.peacock@unsw.edu.au](mailto:amy.peacock@unsw.edu.au)

[med.ndarc.unsw.edu.au](http://med.ndarc.unsw.edu.au)